



**D.A.V. PUBLIC SCHOOL
DLF & KN, ROHTAK**

SUMMER *Holidays*

HOMework

**CLASS
SECOND**

session 2024-25



Laying the foundation of excellence

English!

1st Grade
Writing
Vocabulary

Word Scramble

Rewrite the word in the space. Then draw the line to match the opposite word. See the example.



SLEOC	CLOSE	RESOW
STOL	_____	ARTST
FORBEE	_____	TUEC
ORSTH	_____	GHILT
HISFNI	_____	PONE
VEHAY	_____	YAPHP
TERTEB	_____	TEFAR
OMOYD	_____	DOFUN
GLYU	_____	GONL

OPEN

ALL ABOUT

I am years old

I Live with

My Friends Are

in

I like to watch

Favorite activities

My Favorite:

COLOR:

FOOD:

ANIMAL:

BOOKS:

I am good at

When I grow up
I want to be...



Class 2 (English Worksheets)

www.topprnation.com

1. Love I dancing

2. Yellow the sun is

3. Name my is Sumit

4. Good he is boy is

5. eating they are mangoes

6. have a you silver ring

7. drink I juice everyday

8. father My is doctor a

9. for your thanks help

10. her was cow not black

NAME: _____ DATE: _____

Verb 'To Be'

Complete the sentences with correct verb.

is

am

are

1. We _____ happy.
2. I _____ sleepy.
3. They _____ twins.
4. My sister _____ ill.
5. I _____ happy.
6. They _____ friends.
7. He _____ scared.
8. It _____ windy.
9. My bike _____ new.
10. She _____ a teacher.

हिंदी
साहित्य
कार्य



Name _____

Date _____

पक्षियों की पारी

एक दिन, गरमी के मौसम में, सिन्दू और आकाश पार्क में खेल रहे थे। अचानक, उन्होंने देखा कि ऊँची ऊँची उड़ने वाली अनेक चिड़ियाएँ उनके पास आ रही हैं। चिड़ियाओं की मधुर चहचहाहट सुनकर, सिन्दू और आकाश खुश हो गए। चिड़ियाएँ अपने रंगीन पंख दिखाती हुई, आसमान में उड़ गईं। सिन्दू ने आकाश से चिड़ियाओं के बारे में बहुत सी बातें सीखी और वे दोस्त बन गए।

प्रश्न:


1. कहानी के मुख्य पात्र के नाम क्या हैं?

2. चिड़ियाओं की आवाज कैसी थी?

3. चिड़ियाओं के पंख कैसे थे ?

4. सिन्दू और आकाश कहाँ खेल रहे थे ?

5. सिन्दू ने आकाश से किनके बारे में सीखा ?



दिए गए कहानी के चित्रों को देखकर और सही विकल्पों को चुनकर कहानी को पूरा कीजिए :

दवा , चिड़ियाँ , सैर , साथियों , चोट , चिड़िया ,
रमन , ठीक , पिंजरे , खाना और पानी , खोल

एक दिन रमन _____ पर जा रहा था । उसे रास्ते में एक _____
दिखी। चिड़िया को _____ लगी थी। _____ उस चिड़िया को
अपने साथ घर ले आया। उस चिड़िया को उसने _____ लगाई और एक
_____ में रख दिया। वह चिड़िया को समय से _____ देता था ।
कुछ दिनों में चिड़िया _____ हो गई। एक दिन रमन ने बहुत सी
_____ को उड़ते देखा। उसने अपनी चिड़िया का पिंजरा _____ कर
उसको भी उड़ा दिया ताकि वह अपने _____ के साथ खुश रह सके ।

शब्दों को सही क्रम में लगा कर वाक्य को सही प्रकार लिखें:

1.	खेत	हल	में	चलाता	किसान	है।
1.	किसान					
2.	भीड़	बहुत	दुकान	पर	थी।	
2.	दुकान					
3.	समय	काम	पर	करना	पूरा	चाहिए।
3.	काम					
4.	नहीं	सड़क	खेलना	पर	चाहिए।	
4.	सड़क					
5.	हमें	हमेशा	मदद	करनी	सबकी	चाहिए।
5.	हमें					

वचन

इन शब्दों के एकवचन और बहुवचन के सही जोड़े बनाकर लिखें-

किताब, कविता

एकवचन

बहुवचन

साइकिल

कविताएँ

बच्चा थालियाँ

किताबें बच्चे

दवाई


घोड़ा मटके

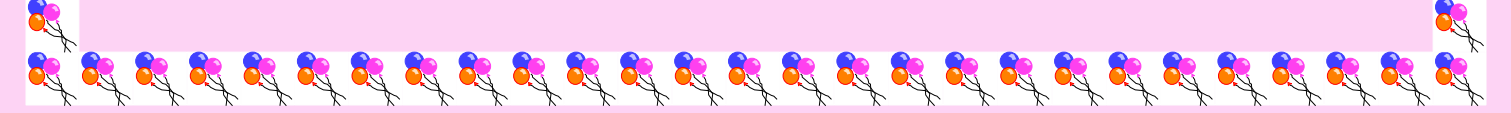
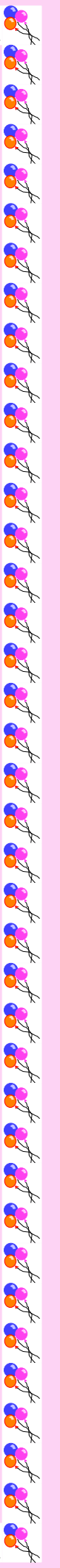


दवाईयाँ

मटका


थाली



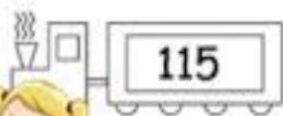





Spelling Numbers up to 1,000



Write the following numbers in words



2 Digits Addition

$$\begin{array}{r} 69 \\ +22 \\ \hline \end{array}$$

$$\begin{array}{r} 21 \\ +19 \\ \hline \end{array}$$

$$\begin{array}{r} 12 \\ +94 \\ \hline \end{array}$$

$$\begin{array}{r} 16 \\ +25 \\ \hline \end{array}$$

$$\begin{array}{r} 13 \\ +27 \\ \hline \end{array}$$

$$\begin{array}{r} 16 \\ +25 \\ \hline \end{array}$$

$$\begin{array}{r} 12 \\ +94 \\ \hline \end{array}$$

$$\begin{array}{r} 21 \\ +19 \\ \hline \end{array}$$

$$\begin{array}{r} 69 \\ +22 \\ \hline \end{array}$$

$$\begin{array}{r} 62 \\ +39 \\ \hline \end{array}$$

$$\begin{array}{r} 59 \\ +38 \\ \hline \end{array}$$

$$\begin{array}{r} 16 \\ +27 \\ \hline \end{array}$$

$$\begin{array}{r} 72 \\ +48 \\ \hline \end{array}$$

$$\begin{array}{r} 79 \\ +11 \\ \hline \end{array}$$

$$\begin{array}{r} 34 \\ +38 \\ \hline \end{array}$$

$$\begin{array}{r} 18 \\ +14 \\ \hline \end{array}$$

$$\begin{array}{r} 36 \\ +26 \\ \hline \end{array}$$

$$\begin{array}{r} 45 \\ +26 \\ \hline \end{array}$$

$$\begin{array}{r} 28 \\ +53 \\ \hline \end{array}$$

$$\begin{array}{r} 45 \\ +16 \\ \hline \end{array}$$

Multiplication Tables of 2, 5 and 10

Grade 2 Multiplication Worksheet

Find the product.

1. $8 \times 2 =$ _____

2. $9 \times 2 =$ _____

3. $4 \times 2 =$ _____

4. $3 \times 2 =$ _____

5. $7 \times 2 =$ _____

6. $1 \times 2 =$ _____

Find the product.

7. $9 \times 5 =$ _____

8. $5 \times 5 =$ _____

9. $4 \times 5 =$ _____

10. $7 \times 5 =$ _____

11. $8 \times 5 =$ _____

12. $6 \times 5 =$ _____

Find the product

13. $8 \times 10 =$ _____

14. $7 \times 10 =$ _____

15. $5 \times 10 =$ _____

16. $6 \times 10 =$ _____

17. $2 \times 10 =$ _____

18. $3 \times 10 =$ _____

Name _____ Ordinal Numbers

Ordinal Numbers

DIRECTIONS: Unscramble the letters. Then write the word.



1st

ffsir

2nd

cndeoa

3rd

tdrhi

4th

rtoufh

5th

ithff

6th

xtihs

7th

ntsveeh

8th

ehtig

9th

ihnnt

10th

nhtte

EVS

HOLIDAY HOMEWORK

CLASS - 2



Lesson – 4 Clothes

I. Fill in the blanks with the given words:-

(warm, protect, cotton, raincoat, gumboots)



1. Clothes _____ us from heat, cold and rain.
2. We wear _____ clothes in summer.
3. Woollen clothes keep us _____.
4. We use a _____ and _____ when it rains.



II. Write “true” or “false”

1. Cotton clothes keep us cool. (_____)
2. We wear woollen clothes during rainy season. (_____)
3. We wear different clothes at different times of the year. (_____)



III. Identify the clothes and name the seasons.



My Body

Write any function of the given body part:

eyes: _____

nose: _____

ears: _____

fingers: _____

mouth: _____

hand: _____

leg: _____

Did you know?
Our eyes are always
the same from birth.



Meet my friends. Answer their questions.



1. I am John. I am eating. Which body part/parts am I using?

2. I am Mohan. I am skipping. Which body part/parts am I using?



3. I am Sita. I am writing. Which body part/parts am I using?

4. I am Rohan. I am playing football. Which body part/parts am I using?



Skill: Functions of parts of our body

TOPIC- FUN WITH WORDS

*Akram wrote the names of some fruits and vegetables. But he forgot to put in **a, e, i, o** and **u**. Write the full names. Pictures are there to help you.*

1. NN

	N			N
--	---	--	--	---



2. PCH

P			C	H
---	--	--	---	---



3. MLN

M		L		N
---	--	---	--	---



4. PPY

P		P		Y
---	--	---	--	---



5. TMT

T		M		T
---	--	---	--	---



6. BRNJL

B	R		N	J		L
---	---	--	---	---	--	---



7. CBBG

C		B	B		G
---	--	---	---	--	---



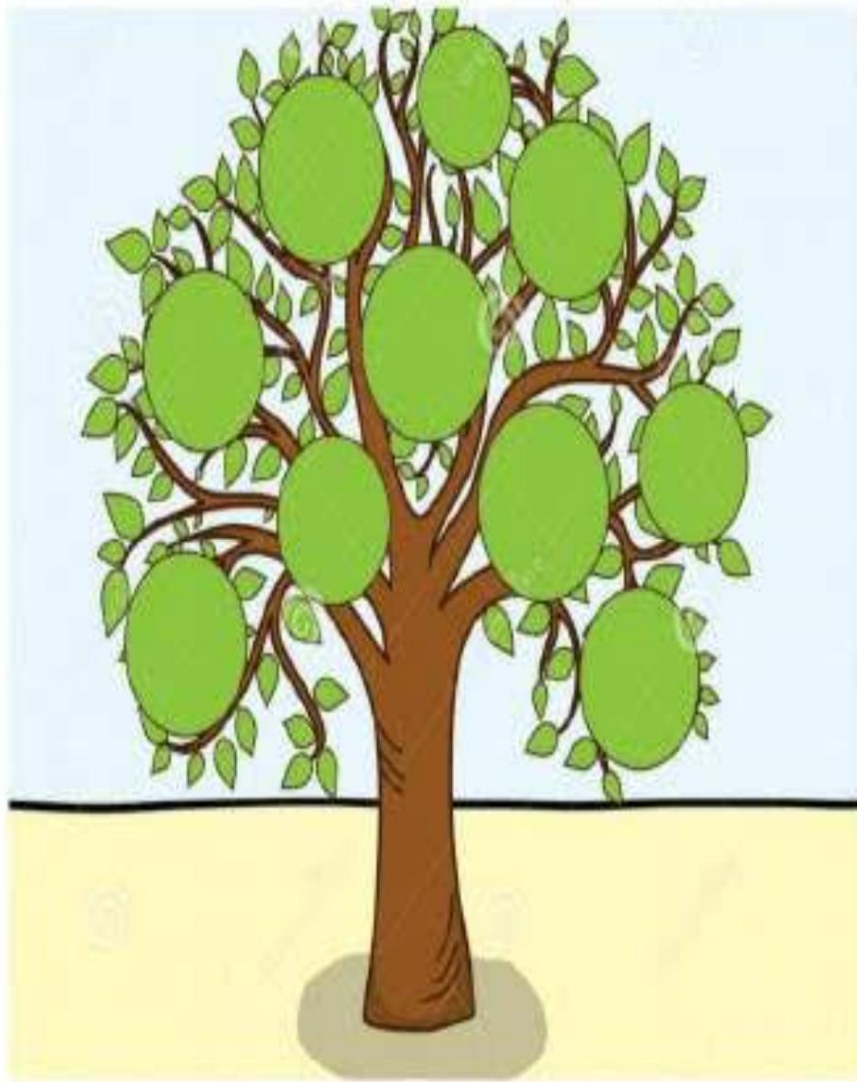
8. CCMBR

C		C		M	B		R
---	--	---	--	---	---	--	---




SUMMER

Make a Family Tree by pasting picture of yourself
in the centre and of your Grandparents, Parents,
Brother, Sisters and cousins.



My Family Tree



Class - 2nd
Sub. - GK

Learn Q. - Ans. done in
notebook



COMPUTERS

Class : _____

Name : _____

Date : _____

Worksheet - Jumble Words

Un-jumble the words and match them with pictures:

SOUME



TONMIOR



TRIPNRE



PUCU



YEBKRDAO



4. Look at the numbers on the pictures and write the name of device in cross-word puzzle.

The crossword puzzle consists of the following grid structure:

- Across 1: 8 cells, starting at row 4, column 1.
- Across 2: 6 cells, starting at row 5, column 1.
- Across 3: 7 cells, starting at row 6, column 1.
- Down 1: 5 cells, starting at row 2, column 3.
- Down 2: 6 cells, starting at row 2, column 5.
- Down 3: 4 cells, starting at row 3, column 5.

The numbered illustrations are:

- 1: A smiling computer monitor.
- 2: A smiling computer mouse.
- 3: A brown computer speaker.
- 4: A computer keyboard with a small figure sitting on it.
- 5: A printer with a sheet of paper coming out.
- 6: A smiling graphics card with arms and legs.



DRAWING

Complete your **Step by Step** book

Page No. 1-15

Draw and colour in

1. Flower

2. Bird

3. Ice-Cream

4. pen Stand

5. Birthday cap

(Project Work)

Roll no 1to 10

Prepare a chart on any topic of E V.S.

Roll no 11to 20

Prepare a chart on any topic of English

Roll no 21to 35

Prepare a chart on any topic of Maths

नैतिक शिक्षा

Read and learn Lesson 1 to 4

Book exercise

